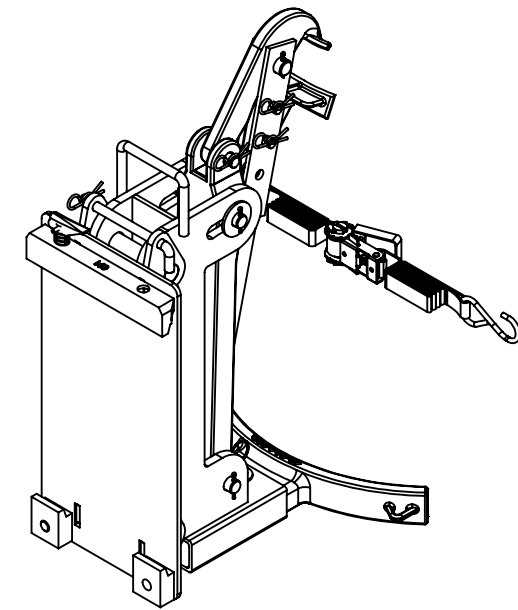
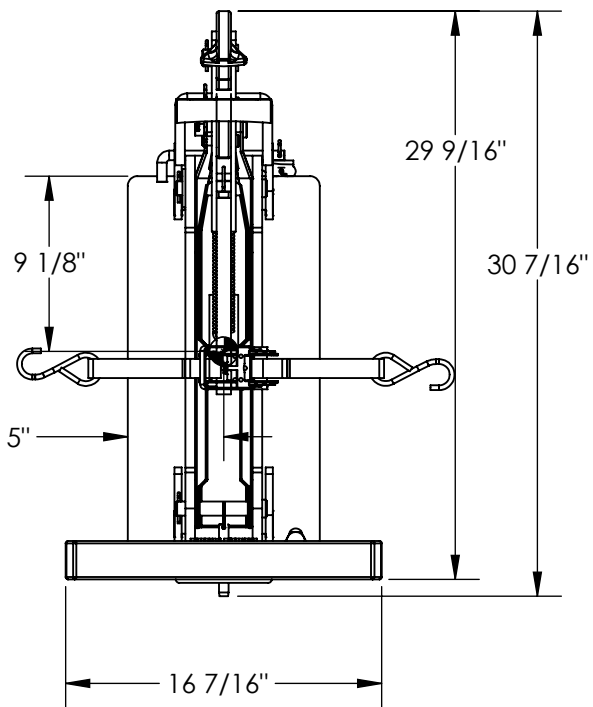
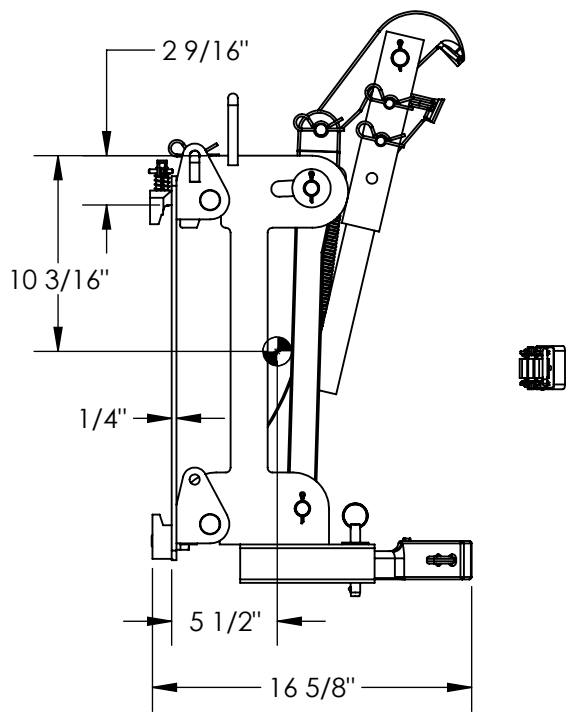


CARRIAGE-MOUNTED DRUM LIFTER - DLH-CL2-1

APPROX WEIGHT: 91 lbs.
 DOES NOT INCLUDE WEIGHT OF POWER OR PACKAGING!!!

*** ANY ADDITIONS, DELETIONS, OR OMISSIONS MUST BE CORRECTED ON THIS DRAWING AS THIS DRAWING WILL BE CONSIDERED ALL INCLUSIVE ***

ALL GRAPHICS PROVIDED ARE FOR REFERENCE ONLY. IF CERTAIN DIMENSIONS ARE CRITICAL PLEASE VERIFY THOSE DIMENSIONS WITH YOUR SALESPERSON



STANDARD FEATURES

- MODEL NUMBER IS DLH-CL2-1
- OVERALL WIDTH IS 16 7/16"
- OVERALL LENGTH IS 16 5/8"
- OVERALL HEIGHT IS 30 7/16"
- MAX CAPACITY IS 1000 lbs
- HORIZONTAL CENTER OF GRAVITY 5"
- VERTICAL CENTER OF GRAVITY 10 3/16"
- TOUGH BAKED IN POWDER COATED BLUE AND YELLOW FINISH
- EFFECTIVE THICKNESS LESS THAN 1"
- APPROX. WEIGHT / LOST LOAD = 91 LBS.
- CAPACITY = 1,000 # EVENLY DISTRIBUTED
- NEVER EXCEED LOAD CENTER RATING PER FORK TRUCK MANUFACTURER'S GUIDELINES.
- DO NOT USE THE DRUMLIFTER IF LOAD WILL EXCEED FORK TRUCK MANUFACTURER'S LOAD CENTER RATING.

SPECIAL FEATURES

NONE

DIMENSION TOLERANCE ± 1/4"

APPROVAL	I, THE UNDERSIGNED, AGREE THAT THE PRODUCT AS REPRESENTED SATISFIES DESIGN AND DIMENSION REQUIREMENTS. I ALSO ACKNOWLEDGE MY DUTY TO CONFIRM PRODUCT AND INSTALLATION COMPLIANCE WITH ALL APPLICABLE FEDERAL, STATE AND LOCAL REGULATIONS AND STANDARDS.	
	ANY MODIFIED UNITS ARE NON-RETURNABLE	
	[] As drawn [] As marked	
Signed: _____		Date: _____
Printed Name: _____		
LEAD TIME WILL START UPON RECEIPT OF SIGNED APPROVAL DRAWING		

FOR INTERNAL USE ONLY PROJECT SIGN OFF	
SALES	
ENG.	
FAB.	
POWER	

DISTRIBUTOR'S NAME:		P.O.#
VESTIL MANUFACTURING		X
DRAWN BY: C.CLEMENS	DATE: 4/10/19	W.O.#
REFERENCE: X	SCALE: 1:24	X
QUOTED LEAD TIME: X	QUOTE #	FILE NAME:
	X	40-007-112